

By Terris Lutter, Researcher, CEGN

The Canadian Environmental Grantmakers' Network (CEGN) grants database provides a profile of environmental grantmaking in Canada. It documents how grant dollars are allocated, in terms of environmental issue, activity, location, and recipient type. This report is an overview of key findings for the province of Quebec. This report examines environmental grants in the region and provides breakdowns by environmental issue, sub-issue, and activity supported. These findings are based on environmental grants made in 2007 by 93 grantmakers.

The goal of the database is to improve the analysis, debate, and exchange of information within the environmental community, and to encourage collaborative action to address shared goals. The database is available online not only to CEGN members, but also the broader environmental community.

1. OVERVIEW: The Scope of the Study

The 2007 CEGN database includes data from a total of 2,009 grants (\$101,095,373 dollars) made by 93 grantmakers. The grantmakers in the database include organizations as varied as major corporate foundations, private family foundations, government funds, and community foundations. The study targeted data from grantmakers that are known contributors to environmental initiatives in Canada, particularly those from previous versions of the database and CEGN members. The 2007 database included 42 out of 58 CEGN members.

i. Framing of the study – Location of Grantmakers

CEGN endeavoured to include major contributors to environmental initiatives in Canada in the CEGN grants database. The geographical distribution of the grantmakers included in the study is shown in Figure 1. As the chart shows, the majority of grantmakers in the study are located in Quebec, representing 37% of all grantmakers. Nearly one-fifth (18%) of grantmakers in the study are located in the USA, indicating a high level of support for environmental initiatives in Canada from American grantmakers.

There were no grantmakers in the study from Newfoundland, Nova Scotia, Prince Edward Island, Nunavut, Yukon or the Northwest Territories

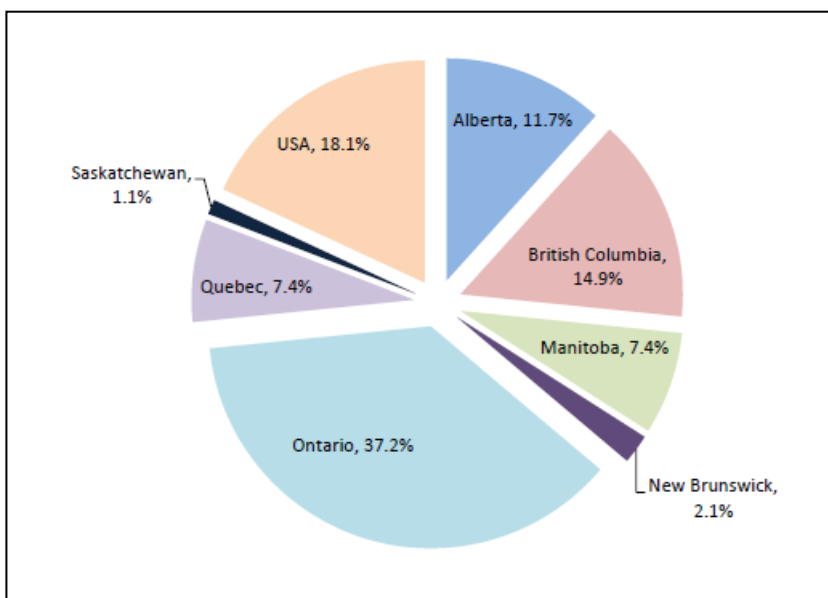


Figure 1: Location of Grantmakers

ii. Types of Grantmakers in Study

The breakdown of grantmakers by type is shown in Figure 2. The types of grantmakers in the study were classified as: Family Foundation (40.9%), Community Foundation (31.2%), Other (15.1%), Corporate Foundation (5.4%), Government Grant Program (4.3%), Corporate Grant Program/ Fund (2.2%), and Government Foundation (1.1%).

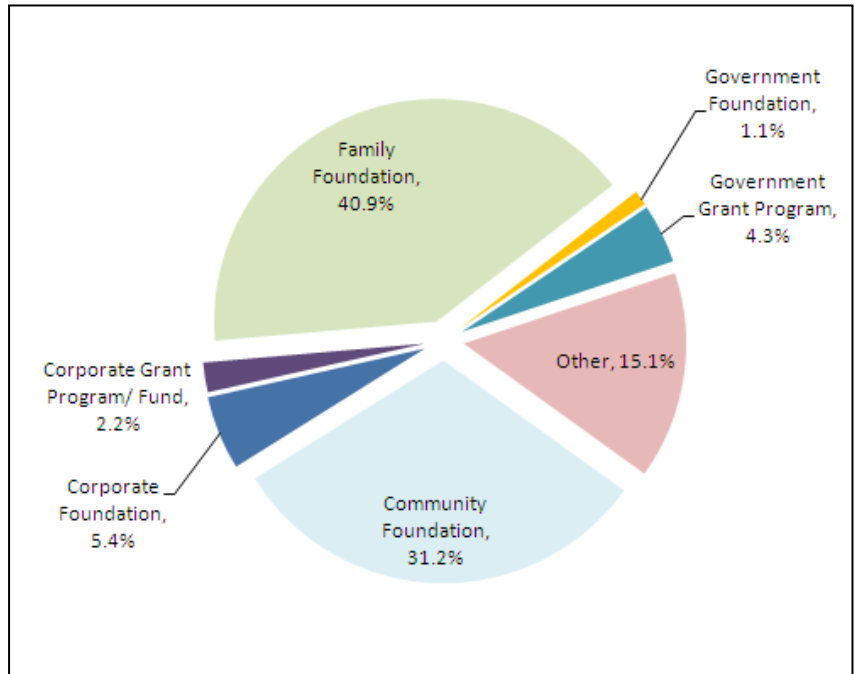


Figure 2: Grantmakers by Type

2. Grantmaking in Quebec

Overall, 79 different Quebec recipients received grants (7.6% of the total number of recipients in Canada in 2007).

Individual grant amounts to Quebec recipients ranged from \$400 to 150,000. In general, the sector is characterized by a few large grants and many smaller grants – with an average grant amount of \$24,624. (In comparison, the average grant size in Canada was \$50,371.)

i. Grants to Quebec Recipients

Of the grants included in the database, a total of \$2.3 million in grants (2.3% of total) was given to recipients located in Quebec through 98 environmental grants (4.9% of total).

Fifteen of the 93 grantmakers in the database (16.1%) gave grants to Quebec recipients in 2007.

ii. Grants to Quebec Environmental Initiatives

The location of the environmental initiative – where the work takes place – is sometimes different from the location of the recipient’s office. For example, many national organizations are based in Ontario, but their work takes place across Canada. For this reason, it is also important to take into account the location of the environmental initiatives.

About \$2.3 million in grants (2.3% of total) went to environmental initiatives taking place in Quebec through 92 grants (4.6% of total).

Fourteen of the 93 grantmakers in the database (15.1%) gave grants to Quebec environmental activities in 2007.

Overview: Quebec 2007

- 79 recipients of grants (7.6%)
- Range of grants: \$400 - \$24,624

By recipient location:

- 98 grants to Quebec recipients (4.9%)
- \$2.3 million (2.3%)
- 15 grantmakers (16.1%)

By activity location:

- 92 grants to Quebec activities (4.6%)
- \$2.3 million (2.3%)
- 14 grantmakers (15.1%)

iii. Grants by City

As more populated areas tend to receive a greater share of grants, it is interesting to note variations in funding between major urban areas provincially. In 2007, the majority of grant dollars in Quebec went to the cities of Montreal and Quebec City. Montreal received 44 (45%) of grants and \$1.1 million (48%) of grant dollars, and Quebec City received 10 (10%) of grants and \$0.4 million (17%) of grant dollars.

iv. Grant Dollars by Issue

The grants were analyzed in terms of broad environmental issue categories, as shown in Figure 3. 'Terrestrial ecosystems & land use' received the greatest level of support in Quebec with 37% of the dollars going to grants in this category, followed by 16% of grant dollars in 'sustainable cities/communities' and 'biodiversity & species preservation' with 13% of grant dollars.

Figure 4 shows the National figures for grant dollars by issue. In comparison to the distribution of grant dollars by environmental issue across Canada, Quebec was higher than the national average for 'terrestrial ecosystems & land use', 'sustainable cities/communities', and fresh water/ inland water ecosystems'.

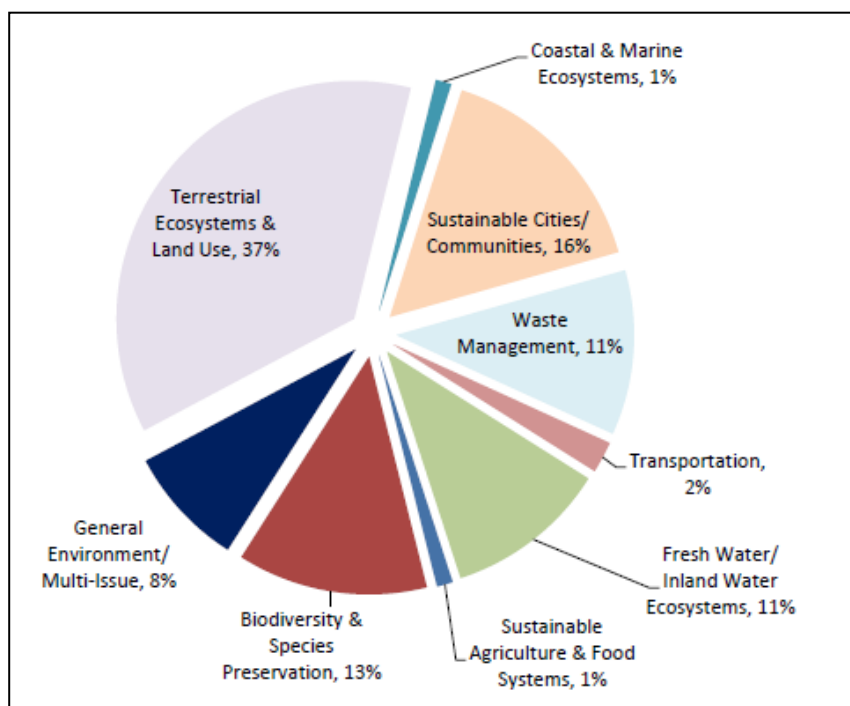


Figure 3: Grant Dollars by Issue - Quebec

Figure 4: Grant Dollars by Issue: National Figures

Issue Name	Percent of Grant Dollars (National)
Biodiversity & Species Preservation	14.5%
Climate & Atmosphere	3.5%
Coastal & Marine Ecosystems	22.6%
Energy	4.5%
Fresh Water/ Inland Water Ecosystems	8.2%
General Environment/ Multi-Issue	7.5%
Mining	0.4%
Sustainable Agriculture & Food Systems	5.5%
Sustainable Cities/ Communities	4.9%
Terrestrial Ecosystems & Land Use	25.7%
Toxics	0.7%
Transportation	0.6%
Waste Management	1.5%

v. Grants by Keyword

Grants within the database are also described in terms of keywords to provide additional detail on the specific aspects of issues being funded.

As shown in Figure 5, nearly one fifth of grants in Quebec supported 'children and youth'. 'Conservation' was also a top keyword, assigned to 15% of grants, while 10% of grants went to each of 'environmental education', 'forests' and 'protected areas'.

Keyword	Number of Grants (Quebec)	Percent of Grants (Quebec)	Percent of Grants (National)
children & youth	19	19%	10%
conservation	15	15%	7%
environmental education	10	10%	8%
protected areas	10	10%	3%
forest	10	10%	7%

Figure 5: Top 5 Keywords for Quebec

vi. Grants by Activity

The type of activity directly supported by grants was also analysed, as shown in Figure 6. In Quebec, 26% of the grant dollars supported 'direct activities', which encompasses direct environmental programming and activities.

Compared to the distribution of grant dollars for the funded activities across Canada, as shown in Figure 7, Quebec was higher than average in 'direct activity', 'public education and awareness', 'public policy/ analysis', and 'land acquisition'.

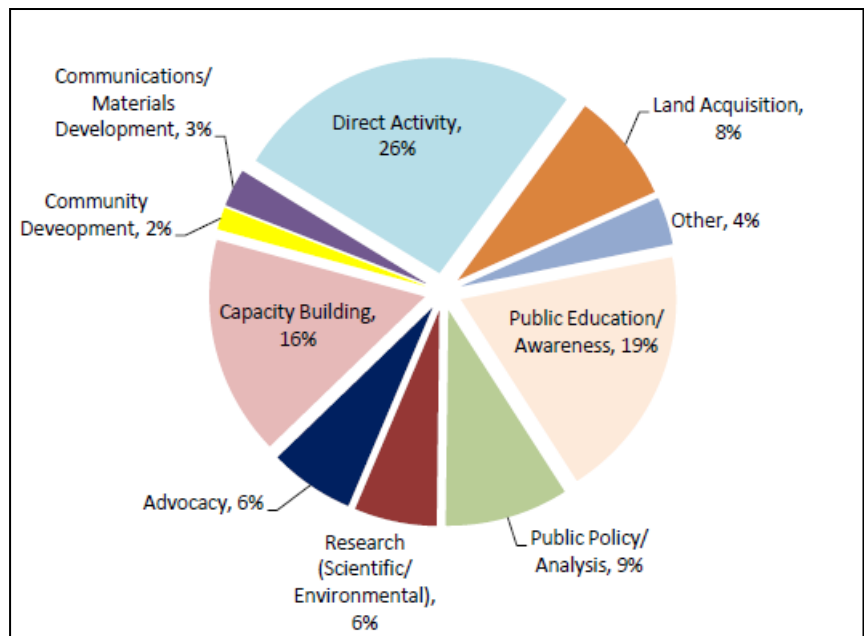


Figure 6: Grant Dollars by Activity - Quebec

Figure 7: Grant Dollars by Activity - National Figures

Activity Name	Percent of Grant Dollars (National)
Advocacy	6.4%
Capacity Building*	16.6%
General/ Operational Support	8.1%
Communications/ Materials Development	7.4%
Community Development	5.7%
Direct Activity	14.3%
Land Acquisition	2.3%
Litigation	0.6%
Other (Scholarships, Conference Funding)	5.9%
Public Education/ Awareness	14.1%
Public Policy/Analysis	4.3%
Research (Scientific/ Environmental)	14.2%

Summary

The CEGN database contains a wealth of information about environmental grantmaking in Canada, and can be used to generate data for further analysis on grantmaking activities in a particular area of interest. CEGN will continue to undertake updates of the database on a regular basis in order to track environmental grantmaking for particular years and to identify changes over time.

For CEGN members, the database also has significant interactive potential. There, the database can be used to answer questions such as:

- Who has funded “wind” energy in Ontario?
- What recipients have received grants for environmental research in British Columbia?
- What else has a specific recipient received funding for?
- What other grantmakers supported ‘climate & atmosphere’ initiatives in 2007?

For grantseekers, the database can provide a useful starting point for identifying potential funding sources for environmental work.

Further detail on CEGN's Canadian Environmental Grants Database, including an explanation of terms used in the database, information on how the data were compiled, and additional data profiles, is available on CEGN's website at www.cegn.org.

Also available on CEGN's website is an interactive feature of the grants database that allows specific searches (e.g. by environmental issue and province).

Canadian Environmental Grantmakers' Network
215 Spadina Avenue, Suite 360
Toronto ON M5T 2C7
Phone: 416.961.1273
Fax: 416.979.3936
Email: pegj_dover@cegn.org